




SPIRAC[®]
Solid Handling Solutions

SANDWASH[™]
SPIRAC[®] GRIT EQUIPMENT

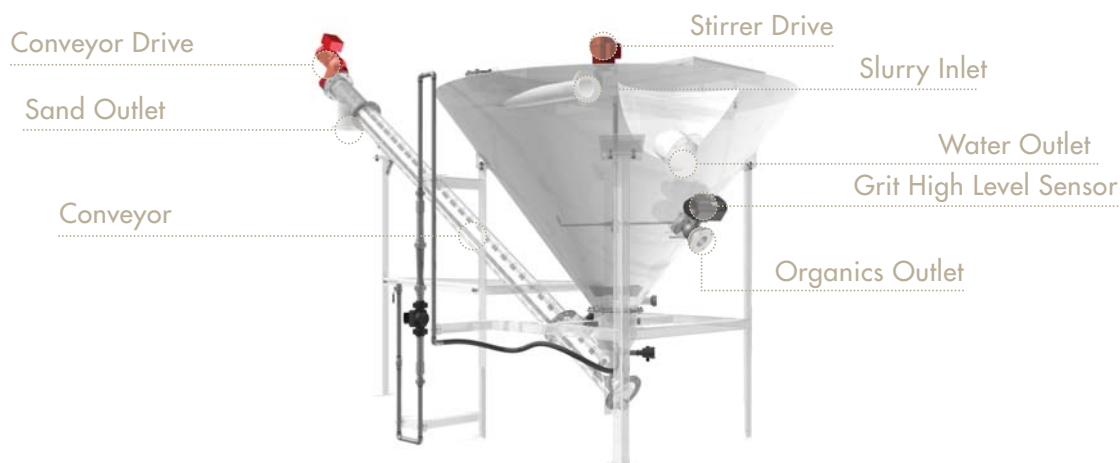


The SANDWASH™ is designed for those applications where any visible organics on the grit is unacceptable. SANDWASH™ is fed from a vortex, aerated grit chamber, detritor tank, or uses other means of grit separation either by airlift or grit pump.

SANDWASH™ can be supplied as a complete grit capturing and washing system in combination with the SPIRAC® Vortex Grit Unit.

SANDWASH™ utilizes a multi-stage washing process to remove organics with other larger, lower-density

objects returned to the downstream biological treatment. SANDWASH™ is used for washing, dewatering and transporting mechanically separated grit in Wastewater Treatment Plants.



FEATURES AND BENEFITS

- ▶ The slow speed of the inclined grit dewatering conveyor minimizes wear whilst discharging high quality grit.
- ▶ The intermediate stirrer prevents blockage to the organics discharge outlet.
- ▶ The rotation of the stirrer during the washing cycle promotes the separation of residual grit from organics which rises and flows over the weir as washing water provides an upward flow stream.
- ▶ Intermittent opening and closing of the actuated ball valve allows accumulated organics in the grit washer tank to be flushed out from time to time.

MODEL DESCRIPTION

SANDWASH™ is available in several different models with different capacities. The models are designated as follows, for example the SANDWASH™ type SGW10 is capable of handling a pump capacity of 10 L/s.

SANDWASH™ APPLICATION AREAS

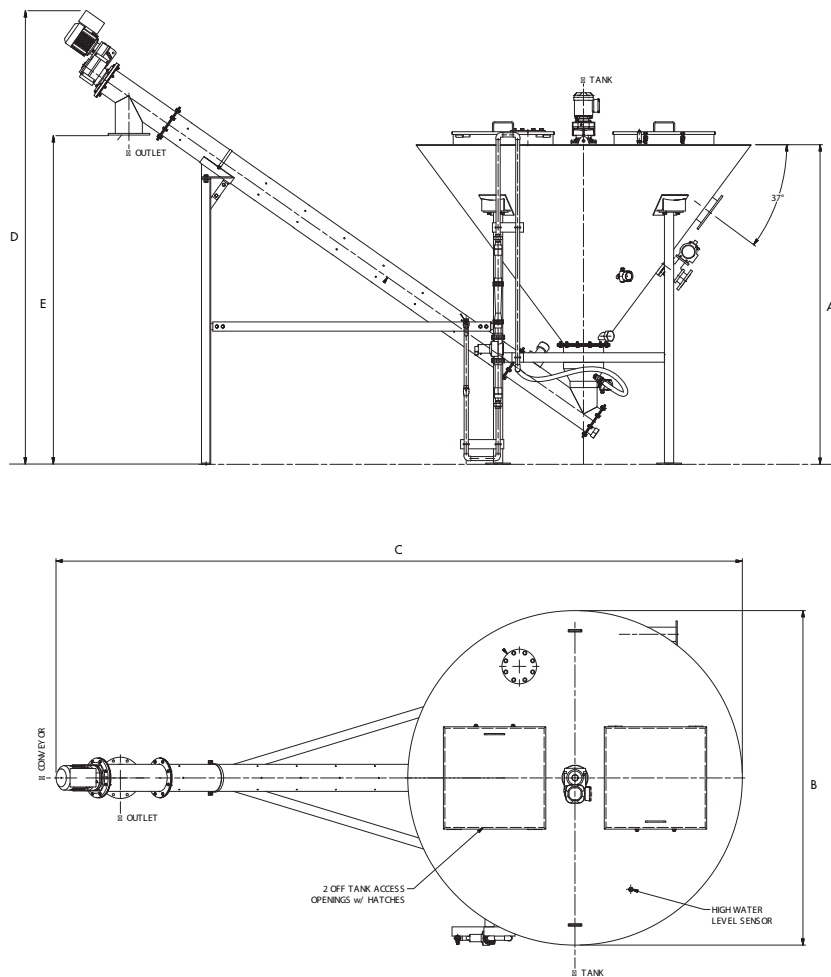
The equipment is designed for washing and mechanically separating solid particles from water. Normal applications are municipal and industrial waste water treatment plants.

Grit capture rate: 90% of grit particles with diameter of 0.2–0.25 mm.

Organic content: less than 3% volatile solids.

Dewatering capability: approximately 90% of dry residue.

SANDWASH™ TECHNICAL SPECIFICATIONS



Model	Flow Rate (kg/hr)	A (mm)	B (mm)	C (mm)	D (mm)	E (mm)	Inlet Pipe	Outlet Pipe	Organic matter outlet	Wash Water requirements @ 2-4 Bar (L/min)	Stirrer Drive	Conveyor Drive
SGW10	316	2280	2106	4723	3328	2352	DN100	DN200	DN80	50	0.37 kW @ 17 RPM	1.1 kW @ 7.2RPM
SGW20	526	2580	2700	5540	3664	2658	DN100	DN200	DN80	60	0.75 kW @ 18 RPM	1.1kW @ 7.2 RPM
SGW30	954	2905	3100	6244	4112	2970	DN150	DN300	DN100	70	1.5 kW @ 18 rpm	1.5kW @ 7.2 rpm

Dimensions are for information only and not to be used for design. Please contact us for more details.



WE SPECIALISE IN

SCREENINGS HANDLING

- ▶ Screens
- ▶ Screenings washing
- ▶ Dewatering & compaction
- ▶ Conveying
- ▶ Containment & transport

GRIT HANDLING

- ▶ Grit capture & separation
- ▶ Grit washing
- ▶ Conveying
- ▶ Containment & transport

SLUDGE HANDLING

- ▶ Conveying
- ▶ Storage (silos)
- ▶ Reveal (bunkers & hoppers)
- ▶ Outloading (sliding-frames & live-bottoms)
- ▶ Containment & transport

PLEASE CONTACT US FOR MORE INFORMATION

AUSTRALIA
SPIRAC Pty Ltd

Western Australia (Perth)
+61 8 9434 0777

New South Wales (Sydney)
+61 2 8811 4100

Victoria (Melbourne)
+61 3 9717 1199

Queensland (Brisbane)
+61 7 3482 4230
info@spirac.com.au

NETHERLANDS
SPIRAC BV

Maarheeze
+31 (0) 495 430 203
info@spirac.nl

UNITED KINGDOM
SPIRAC Limited

Banbury
+44 (1) 295 270 335
conveyors@spirac.co.uk

SWEDEN
SPIRAC AB

Limhamn
+46 40 36 22 00
info@spirac.se

USA
SPIRAC (USA) Inc

Newnan GA
+1 770 632 9833
sales@spirac.com



ALL INFORMATION CONTAINED IN THIS DOCUMENT IS SUBJECT TO CHANGE WITHOUT NOTICE